

- NOTES:
- MATERIAL: HOUSING: NYLON 4/6 30% G.F., UL 94 V-0, NATURAL (BEIGE)
TERMINAL- CARTRIDGE BRASS (0.28)/0.11 REF THICK
 - PLATING:
TIN: TIN (3-5UM)/120uin-200uin OVER (1.27um)/51uin MIN NICKEL.
GOLD: (0.76UM)/30UIN SELECTIVE GOLD AND (0.10-0.20UM)/4UIN-8UIN GOLD FLASH OVER (1.27UM)/50UIN NICKEL UNDERCOAT
 - MATES WITH MOLEX 90327 PART SERIES
 - ALL SMT TAILS TO LIE WITHIN A COPLANARITY BAND OF (0.0)/.0 - (0.10)/.004 REF. FROM EACH OTHER.
 - FOR TAPE & REEL PACKAGING DETAILS SEE SDA-90814-9001
 - PCB PEGS ARE OPTIONAL
 - PCB LAYOUT SHOWN ON SHEET 2

90814 - **

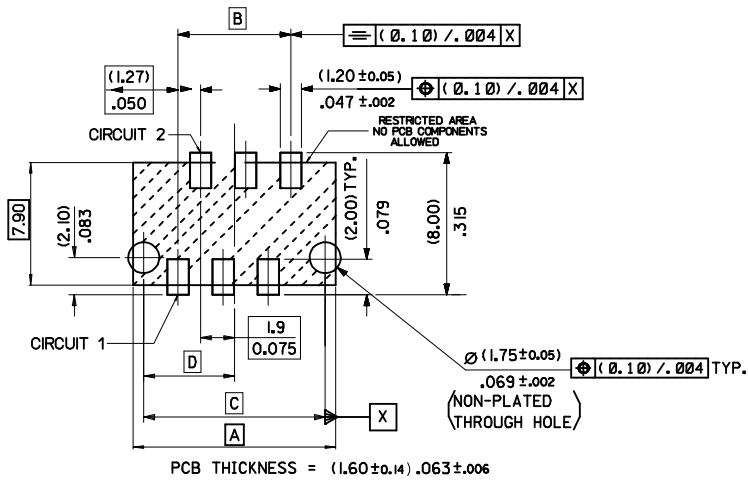
CIRCUIT SIZE

	PCB PEGS	TUBE PACKED	TAPE & REEL PACKED	POLARIZING PEG HEIGHT DIM. E
0	YES	YES	NO	(6.40)/ .252
2	YES	NO	YES	(6.40)/ .252
3	NO	YES	NO	(6.40)/ .252
5	NO	NO	YES	(6.40)/ .252
6	NO	YES	NO	(4.10)/ .161
7	NO	NO	YES	(4.10)/ .161
8	YES	YES	NO	(4.10)/ .161
9	YES	NO	YES	(4.10)/ .161

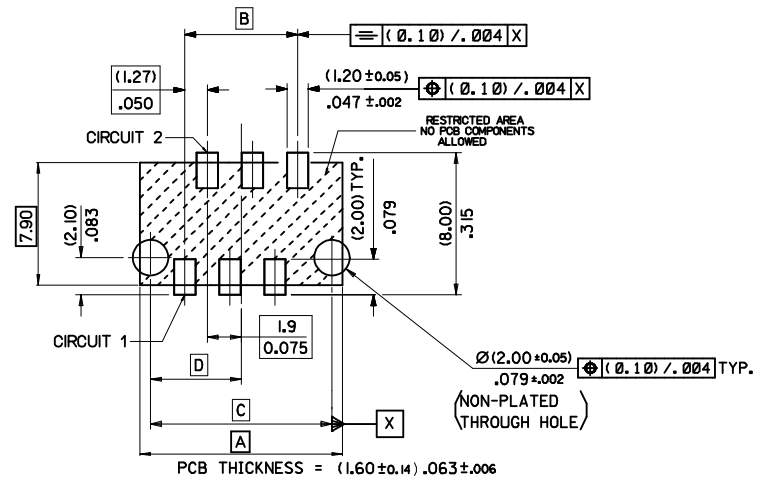
0= (3-5UM)/120-200UIN TIN VERSION
3= (0.76UM)/30UIN GOLD VERSION

90814-**-34	34	(46.96)/1.849	(41.91)/1.650	(45.76)/1.802	10	NO
90814-**-26	26	(36.80)/1.449	(31.75)/1.250	(35.60)/1.402	14	YES
90814-**-24	24	(34.26)/1.349	(29.21)/1.150	(33.06)/1.302	15	YES
90814-**-22	22	(31.72)/1.249	(26.67)/1.050	(30.52)/1.202	16	YES
90814-**-20	20	(29.18)/1.149	(24.13)/ .950	(27.98)/1.102	18	YES
90814-**-18	18	(26.64)/1.049	(21.59)/ .850	(25.44)/1.002	20	YES
90814-**-16	16	(24.10)/ .949	(19.05)/ .750	(22.90)/ .902	22	YES
90814-**-14	14	(21.56)/ .849	(16.51)/ .650	(20.36)/ .802	25	YES
90814-**-12	12	(19.02)/ .749	(13.97)/ .550	(17.82)/ .702	28	YES
90814-**-10	10	(16.48)/ .649	(11.43)/ .450	(15.28)/ .602	32	YES
90814-**-08	8	(13.94)/ .549	(8.89)/ .350	(12.74)/ .502	38	YES
90814-**-06	6	(11.40)/ .449	(6.35)/ .250	(10.20)/ .402	46	YES
90814-**-04	4	(8.86)/ .349	(3.81)/ .150	(7.66)/ .302	60	YES
PART NO.	NUMBER OF CKTS	DIMN. A	DIMN. B	DIMN. C	QUANTITY OF PARTS PER TUBE (-0**/-*3**/-*6** & -*8** VERSIONS)	TOOLED

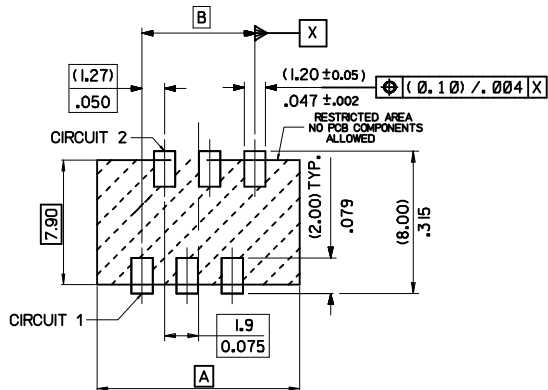
REDUCED CO-PL TOL EC NO: E2007-0304 DRWN: IDEENEHY 2006/11/07 CHKD: DMORLARTY 2006/11/07 APPR: IDEENEHY 2006/11/13	QUALITY SYMBOLS ▽=0 ▽=0	GENERAL TOLERANCES (UNLESS SPECIFIED)		DIMENSION STYLE MM/IN		SCALE 5:1	DESIGN UNITS METRIC	THIRD ANGLE PROJECTION	
		4 PLACES ± --- ± ---	3 PLACES ± --- ± .004	DRAWN BY DMCNAMAR	DATE 2001/08/16	TITLE PICO FLEX SMT HEADER			
		2 PLACES ± 0.10 ± ---	1 PLACE ± --- ± ---	CHECKED BY PCURT IN	DATE 2001/08/16	MOLEX INCORPORATED			
		ANGULAR ±1/2°		APPROVED BY MWILHITE	DATE 2001/08/16	MATERIAL NO. SDA-90814	DOCUMENT NO.	SHEET NO. 1 OF 2	
DRAFT WHERE APPLICABLE MUST REMAIN WITHIN DIMENSIONS		SEE CHART		THIS DRAWING CONTAINS INFORMATION THAT IS PROPRIETARY TO MOLEX INCORPORATED AND SHOULD NOT BE USED WITHOUT WRITTEN PERMISSION					



PCB LAYOUT FOR TRANSITION FIT WITH PCB PEGS
 HEADER VERSIONS 90814-0**/-*2**/-*8**/-*9**,
 VIEWED FROM COMPONENT SIDE



PCB LAYOUT FOR CLEARANCE FIT WITH PCB PEGS
 HEADER VERSIONS 90814-0**/-*2**/-*8**/-*9**,
 VIEWED FROM COMPONENT SIDE



PCB THICKNESS = (1.60 ± 0.14) .063 ± 0.006

PCB LAYOUT FOR HEADERS WITHOUT PCB PEGS
 HEADER VERSIONS 90814-3**/-*5**/-*6**/-*7**,
 VIEWED FROM COMPONENT SIDE

90814-0034	34	(46.96)/1.849	(41.91)/1.650	(45.76)/1.802	(22.88)/.901
90814-0026	26	(36.80)/1.449	(31.75)/1.250	(35.60)/1.402	(17.80)/.701
90814-0024	24	(34.26)/1.349	(29.21)/1.150	(33.06)/1.302	(16.53)/.651
90814-0022	22	(31.72)/1.249	(26.67)/1.050	(30.52)/1.202	(15.26)/.601
90814-0020	20	(29.18)/1.149	(24.13)/.950	(27.98)/1.102	(13.99)/.551
90814-0018	18	(26.64)/1.049	(21.59)/.850	(25.44)/1.002	(12.72)/.501
90814-0016	16	(24.10)/.949	(19.05)/.750	(22.90)/.902	(11.45)/.451
90814-0014	14	(21.56)/.849	(16.51)/.650	(20.36)/.802	(10.18)/.401
90814-0012	12	(19.02)/.749	(13.97)/.550	(17.82)/.702	(8.91)/.351
90814-0010	10	(16.48)/.649	(11.43)/.450	(15.28)/.602	(7.64)/.301
90814-0008	8	(13.94)/.549	(8.89)/.350	(12.74)/.502	(6.37)/.251
90814-0006	6	(11.40)/.449	(6.35)/.250	(10.20)/.402	(5.10)/.201
90814-0004	4	(8.86)/.349	(3.81)/.150	(7.66)/.302	(3.83)/.151
PART NO.	NUMBER OF CKTS	DIMN. A	DIMN. B	DIMN. C	DIMN. D

ADDED PART FOOTPRINT EC NO: E2009-0235 DRWN: BRYNES 2008/11/07 CHKD: 2008/11/10 APPR: WALLACE 2008/11/10	QUALITY SYMBOLS	GENERAL TOLERANCES (UNLESS SPECIFIED)	DIMENSION STYLE	SCALE	DESIGN UNITS	THIRD ANGLE PROJECTION	
	$\nabla=0$ $\nabla=0$	mm INCH	MM ONLY	5:1	METRIC		
	4 PLACES ± --- ± --- 3 PLACES ± --- ± --- 2 PLACES ± 0.10 ± --- 1 PLACE ± 0.2 ± --- ANGULAR ± 1/2°	DRAWN BY DMCNAMAR CHECKED BY BMAGUIRE APPROVED BY MWILHITE DATE 2001/08/23 DATE 2001/08/23 DATE 2001/08/23	TITLE	PICOFLEX SMT HEADER			
	DRAFT WHERE APPLICABLE MUST REMAIN WITHIN DIMENSIONS	SEE CHART	MOLEX INCORPORATED SDA-90814		SHEET NO. 2 OF 2		